

**Eligibilité au certificat d'économie d'énergie**

- CIE FLUX >95
- Indice ULOR 0%
- Risque photo biologique : GR 0
- Rendement >110 Lumens/Watt
- Indice de protection >IP65



**NORMES**

EN60598-1, EN60598-2-3, EN62471, EN55015, EN61547, EN61000-3-2, EN61000-3-3

**Equipement standard**

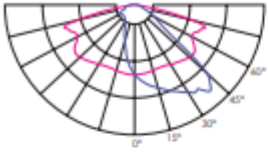
Matériaux du corps et capot	Aluminium injecté
Matériaux de la fixation	Aluminium injecté
Matériaux de la vasque	Verre trempé ultra claire
Visserie	Inox 316
Finition couleur standard	Noir 9006 OU 9005 Sablé
Fixation	Top ou crosse 60mm
Poids maximum	3,6 Kg
Surface au vent Scx	0,037m²
Ouverture	Avec outil
Indices de protection	IP66 - IK09
Classe électrique	2
Raccordement électrique	Sur bornier rapide 2 ou 4 poles
Nombre de Led	4, 8 ou 16
Optique	Lentilles PMMA
Température de couleur Led	3000 ou 2700
IRC	>70
Type de Driver	Dali
Type de réduction de puissance	Par calcul du point milieu de la nuit
Durée de vie	100 000 Heures L90B10 Ta 25°C
Ta de fonctionnement	De -40 à +50°C
Facteur de puissance	>95
Courant Led utilisé	De 150 à 700mA

**Options avec plus value**

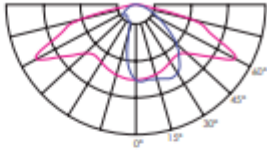
- Changement de couleur suivant RAL ou Futura Akzo
- Connecteur Zhaga sur capot et driver ZD4i
- Connecteur Zhaga et détecteur de présence
- Câblage HO7 RNF 2x1,5²
- Câblage HO7 RNF 4x1,5²
- Protection sur tension 10Kv
- Coupe contact à l'ouverture
- Réduction de puissance par variation de tension
- Réduction de puissance par contact 230v
- Led 2200K
- Cache coupe flux arrière
- Ouverture sans outil
- Réflecteur aluminium

# PHOTOMETRIE

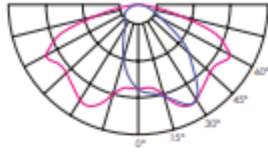
L01



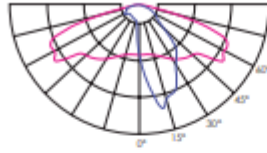
L02



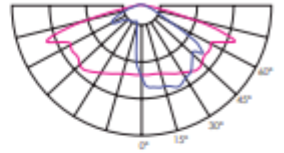
L03



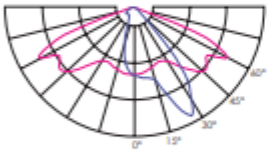
L04



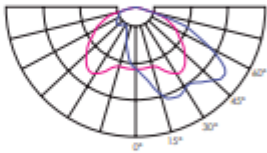
L05



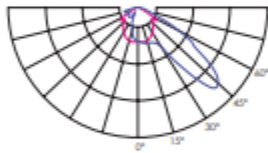
L06



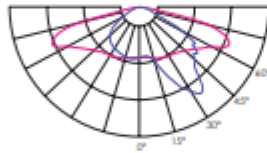
L07



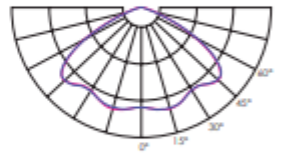
L08



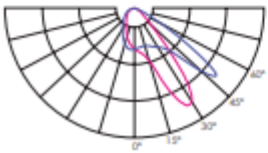
L09



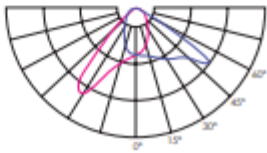
L10



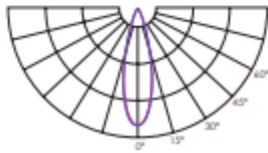
L11



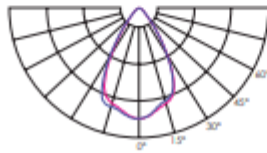
L12



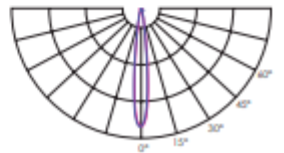
L13



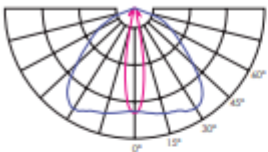
L14



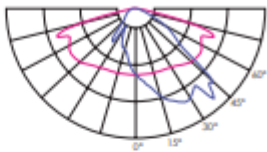
L15



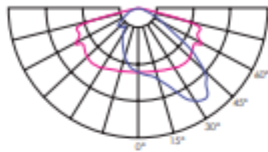
L16



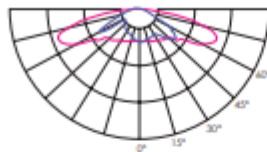
L17



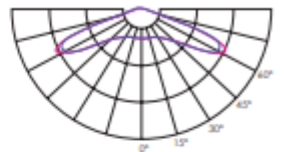
L18



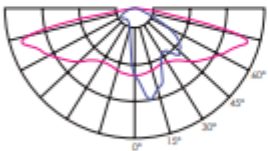
L19



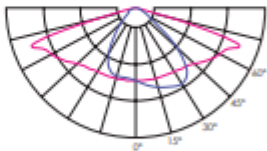
L20



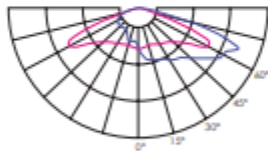
L22



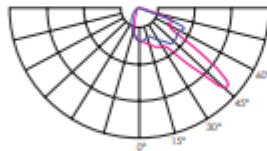
L23



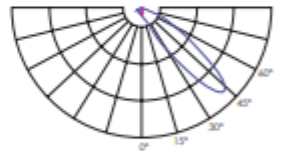
L35



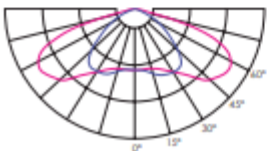
L36



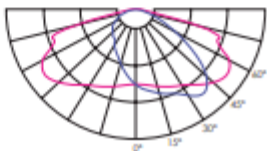
L37



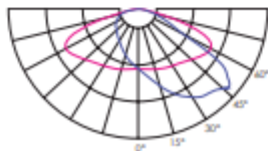
L38



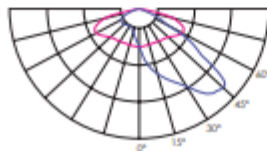
L40



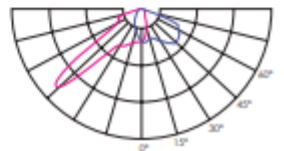
L41



L42

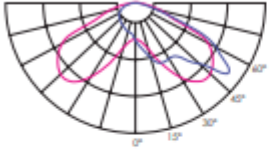


L46

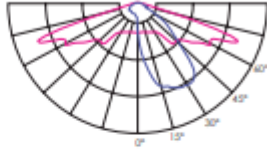


# PHOTOMETRIE

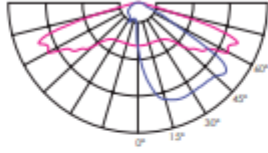
L55



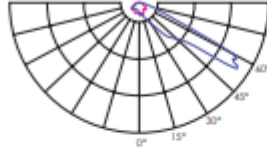
L56



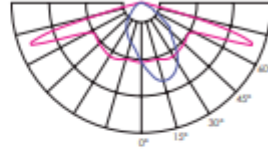
L58



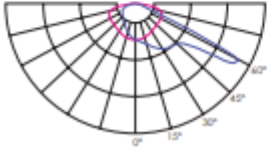
L60



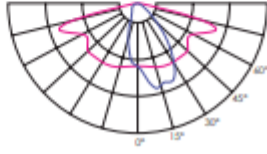
L63



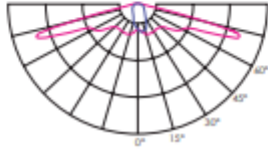
L66



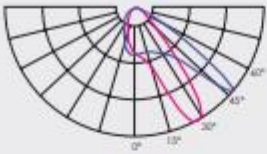
L90



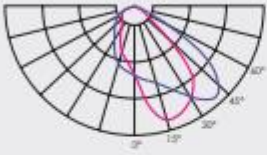
L94



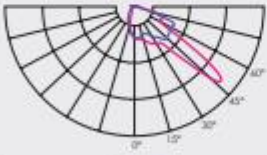
L11



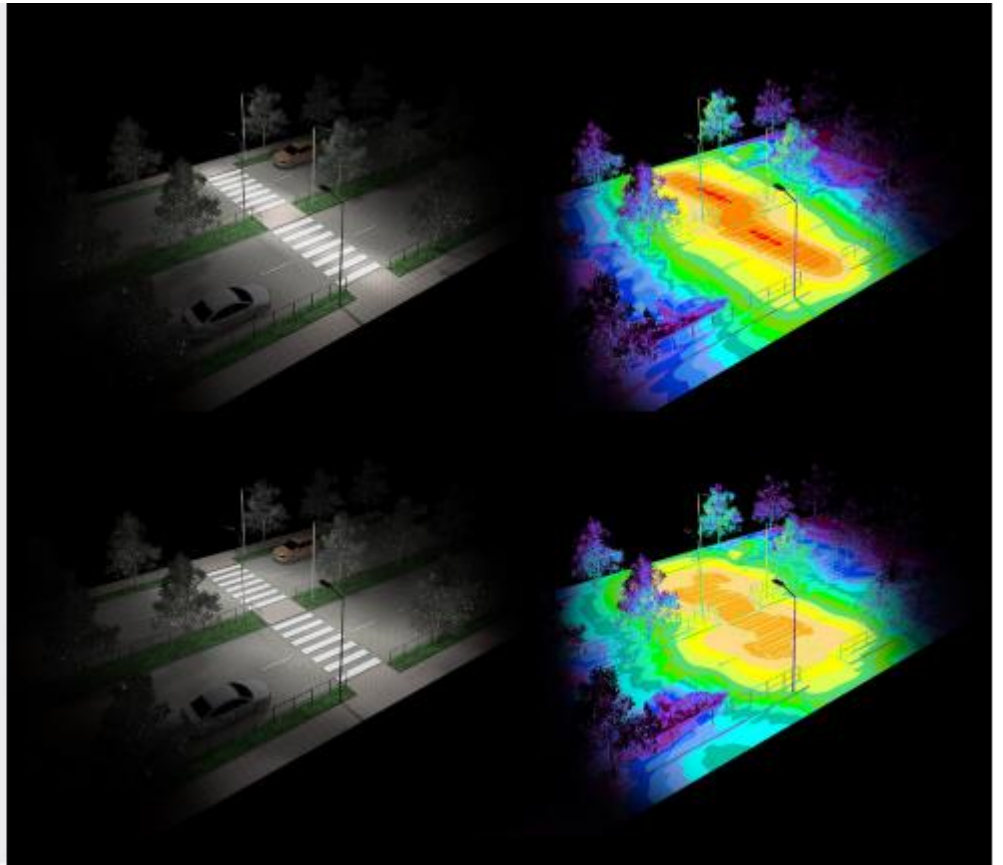
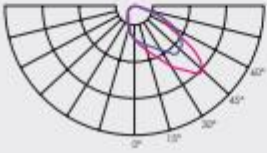
L11  
ECO



L36



L36  
ECO



## CODIFICATION / RENDEMENT LED 3000K

Code	Puissance	Lumens	Courant (mA)	Nombre de Led	Rendement Lumens/Watt
MRU7304ECO	8	1 008 lm	140	4 ECO	126
	15	1 801 lm	520	4 ECO	120
	20	2 366 lm	700	4 ECO	118
MRU7308ECO	15	2 192 lm	250	8 ECO	146
	25	3 492 lm	500	8 ECO	140
	38	4 920 lm	700	8 ECO	129
MRU73016ECO	28	4 122 lm	250	16 ECO	147
	50	6 984 lm	500	16 ECO	140
	75	9 700 lm	700	16 ECO	129

Code	Désignation
PVRALVIZ	PLUS VALUE RAL AU CHOIX
VIZ-PVRALFDM	PLUS VALUE PRIMAIRE (à ajouter à la plus value RAL) POUR INSTALLATION FRONT DE MER (moins de 100 mètres de la mer)
VIZ-DY2	Réduction de puissance par calcul du point milieu / selon demande du client
VIZ-PS10	Protection surtension 10kV
VIZ-FLS	FIXATION LYRE POUR STORK MINI ET STORK MICRO VERSION PROJECTEUR
VZ-DPT	PLUS VALUE POUR ZHAGA + DRIVER ZD4i + DETECTEUR DE PRESENCE TRIDONIC
VZ-SRZ4	PLUS VALUE POUR DRIVER ZD4i + CONNECTEUR ZHAGA SUR LE CAPOT SUPERIEUR
VZ-L820	PLUS VALUE POUR LED 2200°K IRC>60
VZ-L870	PLUS VALUE POUR LED 2700°K IRC>70
CG44	PRE-CABLAGE 4 METRES 4x1,5 <sup>2</sup> SOUPLE HO7RNF
CG45	PRE-CABLAGE 5 METRES 4x1,5 <sup>2</sup> SOUPLE HO7RNF
CG46	PRE-CABLAGE 6 METRES 4x1,5 <sup>2</sup> SOUPLE HO7RNF
CG47	PRE-CABLAGE 7 METRES 4x1,5 <sup>2</sup> SOUPLE HO7RNF
CG48	PRE-CABLAGE 8 METRES 4x1,5 <sup>2</sup> SOUPLE HO7RNF
CF49	PRE-CABLAGE 9 METRES 4x1,5 <sup>2</sup> SOUPLE HO7RNF
CG410	PRE-CABLAGE 10 METRES 4x1,5 <sup>2</sup> SOUPLE HO7RNF
CG412	PRE-CABLAGE 12 METRES 4x1,5 <sup>2</sup> SOUPLE HO7RNF
CG24	PRE-CABLAGE 4 METRES 2x1,5 SOUPLE HO7RNF
CG25	PRE-CABLAGE 5 METRES 2x1,5 SOUPLE HO7RNF
CG26	PRE-CABLAGE 6 METRES 2x1,5 SOUPLE HO7RNF
CG27	PRE-CABLAGE 7 METRES 2x1,5 SOUPLE HO7RNF
CG28	PRE-CABLAGE 8 METRES 2x1,5 SOUPLE HO7RNF
CG29	PRE-CABLAGE 9 METRES 2x1,5 SOUPLE HO7RNF
CG210	PRE-CABLAGE 10 METRES 2x1,5 SOUPLE HO7RNF
CG212	PRE-CABLAGE 12 METRES 2x1,5 SOUPLE HO7RNF